

# 2

## All kinds of families

### Lesson 1

★ What can you see?

1 <sup>2.01</sup> Listen and explore.

1 uncle

2 aunt

3 mom

6 sister

**Tell me!**

Is your family big or small?

2



<sup>2.02</sup> Listen, point, and say.

3

Stick and say.

4



Watch and listen.



4 grandma

5 grandpa




8 dad

7 brother


## Lesson 2

1  2.03 Sing and act. 2  2.05 Listen and number.

Who's this?  
This is my dad.



I can shine!

3  Ask and answer for Dexter.

Who's this?


This is my  
sister.

I can ask about family.



## Lesson 3

1 Who's in the story? Check (✓).



2  Listen or watch.







**Let's imagine!**

Draw a family  
for Kiki.

**I can shine!**

**3** Check (✓) Elena's family.



**4** Role-play the story.

**I can understand a story  
about different families.**



## Lesson 4

1  2.08 Listen and find.

2  2.09 Listen and match. Then say.



fish

bird

cat

hamster

3  2.10 Listen and say.




**Chant**

*I have a doll. I have a train.  
I have a tablet, too.  
I have a brother. I have a fish.  
I have a friend. And you?*

I have  
a bird.



4 Follow and find. Then say.



## Lesson 5

1  2.11 Listen and check (✓).

1



2  Look and play.


*I have two brothers and a cat.*

*Yes!*


1!

2



3  2.12 Listen to the sounds and say.

### My sounds



**Grandma and Grandpa have a colorful cat.**

**I can shine!**

4 Cut out and say.

*I have a sister.*

*I have a mom and a bird.*


**I can describe my family and pets.**





## Lesson 6

1 2.15 Listen, look, and find.



2 2.16 Listen, point, and say.



3 Who do you do these things with? Look, think, and check (✓).

	eat	go to school	play
cousin 			
neighbor 			
friend 			
pet 			



4 Watch and listen.

## Lesson 7

## Thanking people

1 Who's the card for? Read and check (✓).

2.17

Then listen and check.



2 Read and complete.

best friend    dad  
grandpa    grandma    mom

For my  
.....

From  
.....

I can shine!

3 Let's thank someone!

This is for you.



I can thank people.



# Let's make a family circle!

## Step 1

### Review

1 Read and number. Then trace.



1 uncle

2 dad

3 grandpa

4 brother

5 sister

6 mom

7 grandma

8 aunt

2 Who's in your family? Circle.

3 Tell a friend.

4 Think! Check (✓) who is important to you.

neighbor

cousin

friend

pet

*I have two  
sisters and a pet.  
It's a bird!*

## Step 2

## Create

5 Who are your special people? Draw and write.




6 Make your family circle.



## Time to shine!

7 Show your family circle to the class.



This is my mom.  
I have a sister.  
I have a cat. This is  
my friend.

I can appreciate all kinds of families!

# Review 1

## Important to me

1

2.18

Listen and find the toys.



2



Read and match. Then trace.

I have  
an elephant.

I have  
a plane.

I have  
a car.

3



Look and point. Then ask and answer about toys.

What's this?

It's a ball.  
It's old.

Time to shine!

Mini-project

4 Draw or make a label.



5 Read and complete.


I know  toy words.

I know  family words.

My favorite story is in Unit .

My favorite song is in Unit .

6  Read and check (✓).



1 I can name my toys and family.

2 I can ask and answer about toys and family.

3 I can ask friends to play.

4 I can thank someone.